


Rostra 52-0356 Shift Solenoids for GM 4L80E Installation Instructions


For your convenience, Rostra's OEM replacement solenoids for the GM 4L80 are designed so that one part number, 52-0356, replaces both of the OEM shift solenoids. Installation is easy and straightforward with the following steps.

Remove the old solenoids from the valve body, noting their positions and wire colors. The 2-3 shift has red and yellow wires, the 1-2 shift has red and green wires.



The Rostra solenoids use a rotating bracket to fit in either location. Turn the bracket as shown. Resistance will be felt until the bracket reaches one of the two correct locations. A flat will also be visible between the bracket tabs.

Install the new solenoids as shown, taking care to install the harness in the correct solenoids.




Form #4886, Rev. RTP, 10-26-04

Rostra 52-0356 Shift Solenoids for GM 4L80E Installation Instructions


For your convenience, Rostra's OEM replacement solenoids for the GM 4L80 are designed so that one part number, 52-0356, replaces both of the OEM shift solenoids. Installation is easy and straightforward with the following steps.

Remove the old solenoids from the valve body, noting their positions and wire colors. The 2-3 shift has red and yellow wires, the 1-2 shift has red and green wires.



The Rostra solenoids use a rotating bracket to fit in either location. Turn the bracket as shown. Resistance will be felt until the bracket reaches one of the two correct locations. A flat will also be visible between the bracket tabs.

Install the new solenoids as shown, taking care to install the harness in the correct solenoids.



Form #4886, Rev. RTP, 10-26-04